

# Exposition Phase 2 Survey

(One Per Household)

I want Expo Light Rail Phase 2 to continue on Exposition

I want Expo Light Rail Phase 2 to continue on Venice to Sepulveda

**IF** it continues on Expo it must be below grade with the following mitigations addressed:

Soundwalls - (minimum of \_\_\_' in height)

Vibration -- (NO vibration whatsoever)

Noise -- (Decibel to be no more than \_\_\_)

Residential streets within one block in any direction of Light Rail Stations qualify for permit parking

Subterranean parking and maintenance at the Light Rail Stations

Other: \_\_\_\_\_

\_\_\_\_\_

\_\_\_\_\_

(attach extra sheet if needed)

Name: \_\_\_\_\_

Address: \_\_\_\_\_

Unfortunately we do not have the time or money to send out flyers frequently. If you would like to join our email: \_\_\_\_\_  
(please print)

If you have not paid your dues please include your check for \$20 with your survey.

Please fax, email, mail (contact info below) or deliver the form to 10967 Ayres Avenue (yes the box is back on the porch) by **February 18<sup>th</sup>**



## Exposition Phase 2 Survey

(One Per Household)

I want Expo Light Rail Phase 2 to continue on Exposition

I want Expo Light Rail Phase 2 to continue on Venice to Sepulveda

*IF* it continues on Expo it must be below grade with the following mitigations addressed:

Soundwalls - (minimum of \_\_\_' in height)

Vibration – (NO vibration whatsoever)

Noise – (Decibel to be no more than \_\_\_)

Residential streets within one block in any direction of Light Rail Stations qualify for permit parking

Subterranean parking and maintenance at the Light Rail Stations

Other: \_\_\_\_\_

\_\_\_\_\_

\_\_\_\_\_

(attach extra sheet if needed)

Name:  \_\_\_\_\_

Address:  \_\_\_\_\_

Unfortunately we do not have the time or money to send out flyers frequently. If you

would like to join our email:

\_\_\_\_\_

(please print)

# Exposition Phase 2 Survey

(One Per Household)

I want Expo Light Rail Phase 2 to continue on Exposition

I want Expo Light Rail Phase 2 to continue on Venice to Sepulveda

**IF** it continues on Expo it must be below grade with the following mitigations addressed:

Soundwalls - (minimum of \_\_\_' in height)

Vibration - (NO vibration whatsoever)

Noise - (Decibel to be no more than A *average noise of a car*)

Residential streets within one block in any direction of Light Rail Stations qualify for permit parking

Subterranean parking and maintenance at the Light Rail Stations

Other: \_\_\_\_\_

\_\_\_\_\_

\_\_\_\_\_

(attach extra sheet if needed)

Name: \_\_\_\_\_

Address: \_\_\_\_\_

Unfortunately we do not have the time or money to send out flyers frequently. If you

would like to join our email: \_\_\_\_\_

(please print)

If you have not paid your dues please include your check for \$20 with your survey.

Please fax, email, mail (contact info below) or deliver the form to 10967 Ayres Avenue (yes the box is back on the porch) by **February 18<sup>th</sup>**

West of Westwood Homeowners Association • P.O. Box 64496 • Los Angeles, CA , 90064  
email: [wowhoa@verizon.net](mailto:wowhoa@verizon.net) website: [www.neighborhoodlink.com/la/wow](http://www.neighborhoodlink.com/la/wow)  
Phone and Fax: 310.475.2126

# Exposition Phase 2 Survey

(One Per Household)

I want Expo Light Rail Phase 2 to continue on Exposition

I want Expo Light Rail Phase 2 to continue on Venice to Sepulveda

IF it continues on Expo it must be below grade with the following mitigations addressed:

\_\_\_ Soundwalls - (minimum of \_\_\_' in height)

\_\_\_ Vibration - (NO vibration whatsoever)


\_\_\_ Noise - (Decibel to be no more than \_\_\_)


\_\_\_ Residential streets within one block in any direction of Light Rail Stations qualify for permit parking

\_\_\_ Subterranean parking and maintenance at the Light Rail Stations

Other: BELOW grade: NO DISRUPTION OF NORTH-SOUTH FLOW; NO DAILY COLLISIONS AND DEATHS.

(attach extra sheet if needed)

Name: 

Address: 

Unfortunately we do not have the time or money to send out flyers frequently. If you would like to join our email: \_\_\_\_\_ (please print)

If you have not paid your dues please include your check for \$20 with your survey.

Please fax, email, mail (contact info below) or deliver the form to 10867 Ayres Avenue (yes the box is back on the porch) by February 18<sup>th</sup>

# Exposition Phase 2 Survey

(One Per Household)

No I want Expo Light Rail Phase 2 to continue on Exposition

Yes I want Expo Light Rail Phase 2 to continue on Venice to Sepulveda

**IF** it continues on Expo it must be below grade with the following mitigations addressed:

Soundwalls - (minimum of 8 ' in height)

Vibration - (NO vibration whatsoever)

Noise - (Decibel to be no more than     ) As low as possible

Residential streets within one block in any direction of Light Rail Stations qualify for permit parking

Subterranean parking and maintenance at the Light Rail Stations

Other: \_\_\_\_\_

\_\_\_\_\_  
\_\_\_\_\_  
(attach extra sheet if needed)

Name: \_\_\_\_\_

Address \_\_\_\_\_

Unfortunately we do not have the time or money to send out flyers frequently. If you would like to join our email: \_\_\_\_\_

(please print)

If you have not paid your dues please include your check for \$20 with your survey.

Please fax, email, mail (contact info below) or deliver the form to 10967 Ayres Avenue (yes the box is back on the porch) by **February 18<sup>th</sup>**

West of Westwood Homeowners Association • P.O. Box 64496 • Los Angeles, CA , 90064  
email: [wowhoa@verizon.net](mailto:wowhoa@verizon.net) website: [www.neighborhoodlink.com/la/wow](http://www.neighborhoodlink.com/la/wow)  
Phone and Fax: 310.475.2126

# Exposition Phase 2 Survey

(One Per Household)

I want Expo Light Rail Phase 2 to continue on Exposition

I want Expo Light Rail Phase 2 to continue on Venice to Sepulveda

*IF* it continues on Expo it must be below grade with the following mitigations addressed:

Soundwalls - (minimum of 12 feet' in height)

Vibration – (NO vibration whatsoever)

Noise – (Decibel to be no more than \_\_\_) – NEEDS TO BE SILENT

Residential streets within one block in any direction of Light Rail Stations qualify for permit parking

Subterranean parking and maintenance at the Light Rail Stations

Other: \_\_\_\_\_

\_\_\_\_\_  
\_\_\_\_\_

(attach extra sheet if needed)

Name: \_\_\_\_\_

Address: \_\_\_\_\_

Unfortunately we do not have the time or money to send out flyers frequently. If you would like to join our email: \_\_\_\_\_

(please print)

Please fax, email, mail (contact info below) or deliver the form to 10967 Ayres Avenue (yes the box is back on the porch) by **February 18<sup>th</sup>**

# Exposition Phase 2 Survey

(One Per Household)

I want Expo Light Rail Phase 2 to continue on Exposition

I want Expo Light Rail Phase 2 to continue on Venice to Sepulveda

**IF** it continues on Expo it must be below grade with the following mitigations addressed:

Soundwalls - (minimum of \_\_\_' in height)

Vibration – (NO vibration whatsoever)

Noise – (Decibel to be no more than \_\_\_)

Residential streets within one block in any direction of Light Rail Stations qualify for permit parking

Subterranean parking and maintenance at the Light Rail Stations

Other: \_\_\_\_\_

\_\_\_\_\_  
\_\_\_\_\_  
\_\_\_\_\_  
(attach extra sheet if needed)

Name: \_\_\_\_\_

Address: \_\_\_\_\_

Unfortunately we do not have the time or money to send out flyers frequently. If you would like to join our email: \_\_\_\_\_  
(please print)

If you have not paid your dues please include your check for \$20 with your survey.

Please fax, email, mail (contact info below) or deliver the form to 10967 Ayres Avenue (yes the box is back on the porch) by **February 18<sup>th</sup>**

West of Westwood Homeowners Association • P.O. Box 64496 • Los Angeles, CA , 90064  
email: [wowhoa@verizon.net](mailto:wowhoa@verizon.net) website: [www.neighborhoodlink.com/la/wow](http://www.neighborhoodlink.com/la/wow)  
Phone and Fax: 310.475.2126

# Exposition Phase 2 Survey

(One Per Household)

I want Expo Light Rail Phase 2 to continue on Exposition

I want Expo Light Rail Phase 2 to continue on Venice to Sepulveda

**IF** it continues on Expo it must be below grade with the following mitigations addressed:

Soundwalls - (minimum of \_\_\_' in height)

Vibration - (NO vibration whatsoever)

Noise - (Decibel to be no more than \_\_\_)

Residential streets within one block in any direction of Light Rail Stations qualify for permit parking

Subterranean parking and maintenance at the Light Rail Stations

Other: IT IS NOT NEEDED IN THIS  
AREA

(attach extra sheet if needed)

Name: \_\_\_\_\_

Address: \_\_\_\_\_

Unfortunately we do not have the time or money to send out flyers frequently. If you

would like to join our email: \_\_\_\_\_

(please print)

If you have not paid your dues please include your check for \$20 with your survey.

Please fax, email, mail (contact info below) or deliver the form to 10967 Ayres Avenue  
(yes the box is back on the porch) by **February 18<sup>th</sup>**

# Exposition Phase 2 Survey

(One Per Household)

I want Expo Light Rail Phase 2 to continue on Exposition

I want Expo Light Rail Phase 2 to continue on Venice to Sepulveda

IF it continues on Expo it must be below grade with the following mitigations addressed:

Soundwalls - (minimum of \_\_\_' in height)

Vibration - (NO vibration whatsoever)

Noise - (Decibel to be no more than \_\_\_)

Residential streets within <sup>Two</sup> ~~one~~ block in any direction of Light Rail Stations qualify for permit parking

Subterranean parking and maintenance at the Light Rail Stations

Other: \_\_\_\_\_

\_\_\_\_\_

\_\_\_\_\_

(attach extra sheet if needed)

Name: \_\_\_\_\_

Address: \_\_\_\_\_

Unfortunately we do not have the time or money to send out flyers frequently. If you

would like to join our email: \_\_\_\_\_  
(please print)

If you have not paid your dues please include your check for \$20 with your survey.

Please fax, email, mail (contact info below) or deliver the form to 10967 Ayres Avenue  
(yes the box is back on the porch) by **February 18<sup>th</sup>**

# Exposition Phase 2 Survey

(One Per Household)

I want Expo Light Rail Phase 2 to continue on Exposition

I want Expo Light Rail Phase 2 to continue on Venice to Sepulveda ... **OR NOT AT ALL!**  
*ALL!*

IF it continues on Expo it must be below grade with the following mitigations addressed:

Soundwalls - (minimum of \_\_\_' in height)

Vibration - (NO vibration whatsoever)

Noise - (Decibel to be no more than \_\_\_)

Residential streets within one block in any direction of Light Rail Stations qualify for permit parking

Subterranean parking and maintenance at the Light Rail Stations

Other:

**I AM OPPOSED TO LIGHT-RAIL ON EXPOSITION (Phase 2) AND WILL SPARE NO RESOURCES (LEGAL OR FINANCIAL) TO INSURE THIS DOES NOT GO FORWARD!!**

Name: \_\_\_\_\_

Address: \_\_\_\_\_

Unfortunately we do not have the time or money to send out flyers frequently. If you would like to join our email: \_\_\_\_\_

(please print)

If you have not paid your dues please include your check for \$20 with your survey.

Please fax, email, mail (contact info below) or deliver the form to 10967 Ayres Avenue (yes the box is back on the porch) by **February 18<sup>th</sup>**

West of Westwood Homeowners Association • P.O. Box 64496 • Los Angeles, CA , 90064  
email: [wowhoa@verizon.net](mailto:wowhoa@verizon.net) website: [www.neighborhoodlink.com/la/wow](http://www.neighborhoodlink.com/la/wow)  
Phone and Fax: 310.475.2126

**Thank you - S. Rose**

# Exposition Phase 2 Survey

(One Per Household)

I want Expo Light Rail Phase 2 to continue on Exposition NO!

I want Expo Light Rail Phase 2 to continue on Venice to Sepulveda

**IF** it continues on Expo it must be below grade with the following mitigations addressed:

Soundwalls - (minimum of 16' in height)

Vibration - (NO vibration whatsoever)

Noise - (Decibels to be no more than 65)

Residential streets within one block in any direction of Light Rail Stations qualify for permit parking

Subterranean parking and maintenance at the Light Rail Stations

Other: A TRUE STUDY OF RIDERSHIP THROUGH SINGLE FAMILY

NEIGHBORHOODS VS. THROUGH COMMERCIAL CORRIDORS.

THAT IS, HOW MANY TRANSFERS ARE PEOPLE WILLING TO MAKE  
(attach extra sheet if needed)  
PARKING - WHERE?

Name: \_\_\_\_\_

Address: \_\_\_\_\_

Unfortunately we do not have the time or money to send out flyers frequently. If you

would like to join our email: \_\_\_\_\_  
(please print)

If you have not paid your dues please include your check for \$20 with your survey.

Please fax, email, mail (contact info below) or deliver the form to 10967 Ayres Avenue  
(yes the box is back on the porch) by **February 18<sup>th</sup>**

# Exposition Phase 2 Survey

(One Per Household)

- I want Expo Light Rail Phase 2 to continue on Exposition  
 I want Expo Light Rail Phase 2 to continue on Venice to Sepulveda

IF it continues on Expo it must be below grade with the following mitigations addressed:

- Soundwalls - (minimum of 12 feet' in height)  
 Vibration - (NO vibration whatsoever)  
 Noise - (Decibel to be no more than \_\_\_) - NEEDS TO BE SILENT  
 Residential streets within one block in any direction of Light Rail Stations qualify for permit parking *including Handicapped Parking*  
 Subterranean parking and maintenance at the Light Rail Stations  
 Other: *(1) Wearing Guide Dog / Guide Dog (allowable) to ride inside any transportation (transportation)*  
*(2) Special Handicapped Wheel Chair and Disabled Seats (attach extra sheet if needed)*  
*(3) Tele-type machine - phone booth for deaf customers*

Name: [REDACTED]

Address: [REDACTED]

Unfortunately we do not have the time or money to send out flyers frequently. If you would like to join our email: [REDACTED]

(please print)

Please fax, email, mail (contact info below) or deliver the form to 10967 Ayres Avenue (yes the box is back on the porch) by February 18<sup>th</sup>

West of Westwood Homeowners Association • P.O. Box 64496 • Los Angeles, CA, 90064  
email: [wowhoa@verizon.net](mailto:wowhoa@verizon.net) website: [www.neighborhoodlink.com/la/wow](http://www.neighborhoodlink.com/la/wow)  
Phone and Fax: 310.475.2128

# Exposition Phase 2 Survey

(One Per Household)

I want Expo Light Rail Phase 2 to continue on Exposition

I want Expo Light Rail Phase 2 to continue on Venice to Sepulveda

**IF** it continues on Expo it must be below grade with the following mitigations addressed:

Soundwalls - (minimum of 12 feet' in height)

Vibration – (NO vibration whatsoever)

Noise – (Decibel to be no more than \_\_\_) – **NEEDS TO BE SILENT**

Residential streets within one block in any direction of Light Rail Stations qualify for permit parking

Subterranean parking and maintenance at the Light Rail Stations

Other: \_\_\_\_\_

\_\_\_\_\_

\_\_\_\_\_

(attach extra sheet if needed)

Name: \_\_\_\_\_

Address: \_\_\_\_\_

Unfortunately we do not have the time or money to send out flyers frequently. If you

would like to join our email: \_\_\_\_\_

(please print)

Please fax, email, mail (contact info below) or deliver the form to 10967 Ayres Avenue (yes the box is back on the porch) by **February 18<sup>th</sup>**

# Exposition Phase 2 Survey

(One Per Household)

Yes I want Expo Light Rail Phase 2 to continue on Exposition  
   I want Expo Light Rail Phase 2 to continue on Venice to Sepulveda

**IF** it continues on Expo it must be below grade with the following mitigations addressed:

Soundwalls - (minimum of \_\_\_' in height)

   Vibration – (NO vibration whatsoever)

2  
+ Noise – (Decibel to be no more than \_\_\_)


Residential streets within one block in any direction of Light Rail Stations qualify for permit parking


No Subterranean parking and maintenance at the Light Rail Stations

   Other: \_\_\_\_\_

\_\_\_\_\_  
\_\_\_\_\_

(attach extra sheet if needed)

Name: \_\_\_\_\_  \_\_\_\_\_

Address: \_\_\_\_\_  \_\_\_\_\_

Unfortunately we do not have the time or money to send out flyers frequently. If you would like to join our email: \_\_\_\_\_  
(please print)

Please fax, email, mail (contact info below) or deliver the form to 10967 Ayres Avenue (yes the box is back on the porch) by **February 18<sup>th</sup>**

# Exposition Phase 2 Survey

(One Per Household)

I want Expo Light Rail Phase 2 to continue on Exposition

I want Expo Light Rail Phase 2 to continue on Venice to Sepulveda

**IF** it continues on Expo it must be below grade with the following mitigations addressed:

Soundwalls - (minimum of 18' in height)

Vibration -- (NO vibration whatsoever)

Noise -- (Decibel to be no more than 10<sup>th</sup>)

Residential streets within one block in any direction of Light Rail Stations qualify for permit parking

Subterranean parking and maintenance at the Light Rail Stations

Other: \_\_\_\_\_

(attach extra sheet if needed)

Name: \_\_\_\_\_

Address: \_\_\_\_\_

Unfortunately we do not have the time or money to send out flyers frequently. If you

would like to join our email: \_\_\_\_\_

(please print)

If you have not paid your dues please include your check for \$20 with your survey.

Please fax, email, mail (contact info below) or deliver the form to 10967 Ayres Avenue (yes the box is back on the porch) by **February 18<sup>th</sup>**

West of Westwood Homeowners Association • P.O. Box 64496 • Los Angeles, CA , 90064  
email: [wowhoa@verizon.net](mailto:wowhoa@verizon.net) website: [www.neighborhoodlink.com/la/wow](http://www.neighborhoodlink.com/la/wow)  
Phone and Fax: 310.475.2126

## Exposition Phase 2 Survey

(One Per Household)

I want Expo Light Rail Phase 2 to continue on Exposition

I want Expo Light Rail Phase 2 to continue on Venice to Sepulveda

**IF** it continues on Expo it must be below grade with the following mitigations addressed:

Soundwalls - (minimum of 10' in height)

Vibration - (NO vibration whatsoever)

Noise - (Decibel to be no more than 50)

Residential streets within one block in any direction of Light Rail Stations qualify for  
permit parking

Subterranean parking and maintenance at the Light Rail Stations

Other: This is a quiet residential community and we wish to keep it that way. Using the Venice to Sepulveda route would maintain the existing thorough fare without intrusion into the community. The grant to subsidize the green belt on Exposition was for the express purpose of supporting the community of the neighborhood. Running a train through the area is destructive to the sense of the neighborhood and disruptive to those living in the area. I am particularly displeased with the use of tax payer dollars to hire a public relations firm to convince us, the taxpayers, of what we should "want".

---

(attach extra sheet if needed)

Name: \_\_\_\_\_

Address: \_\_\_\_\_  
\_\_\_\_\_

Unfortunately we do not have the time or money to send out flyers frequently. If you would like to join our email: \_\_\_\_\_

(please print)

Please fax, email, mail (contact info below) or deliver the form to 10967 Ayres Avenue (yes the box is back on the porch) by **February 18<sup>th</sup>**

# Exposition Phase 2 Survey

(One Per Household)

I want Expo Light Rail Phase 2 to continue on Exposition

I want Expo Light Rail Phase 2 to continue on Venice to Sepulveda

**IF** it continues on Expo it must be below grade with the following mitigations addressed:

Soundwalls - (minimum of 12 feet in height)

Vibration – (NO vibration whatsoever)

Noise – (Decibel to be no more than     ) – NEEDS TO BE SILENT

Residential streets within one block in any direction of Light Rail Stations qualify for permit parking

Subterranean parking and maintenance at the Light Rail Stations

     Other: \_\_\_\_\_

\_\_\_\_\_

\_\_\_\_\_

(attach extra sheet if needed)

Name: \_\_\_\_\_

Address: \_\_\_\_\_

Unfortunately we do not have the time or money to send out flyers frequently. If you would like to join our email: \_\_\_\_\_

(please print)

Please fax, email, mail (contact info below) or deliver the form to 10967 Ayres Avenue (yes the box is back on the porch) by **February 18<sup>th</sup>**

West of Westwood Homeowners Association • P.O. Box 64496 • Los Angeles, CA, 90064  
email: [wowhoa@verizon.net](mailto:wowhoa@verizon.net) website: [www.neighborhoodlink.com/la/wow](http://www.neighborhoodlink.com/la/wow)  
Phone and Fax: 310.475.2126

# Exposition Phase 2 Survey

(One Per Household)

I want Expo Light Rail Phase 2 to continue on Exposition

I want Expo Light Rail Phase 2 to continue on Venice to Sepulveda

**IF** it continues on Expo it must be below grade with the following mitigations addressed:

Soundwalls - (minimum of 12 feet in height)

Vibration – (NO vibration whatsoever)

Noise – (Decibel to be no more than     ) – **NEEDS TO BE SILENT**

Residential streets within one block in any direction of Light Rail Stations qualify for permit parking

Subterranean parking and maintenance at the Light Rail Stations

Other:  No Stations in residential areas. Apart from residents' concerns, doing so would also not make sense as commuters would have to switch from bus/main routes and walk a while to the station. We would much prefer to have the line go below grade, even if it's only ten feet or so (the height of the train) than have a soundwall. Also, given the number of kids playing in the area, the MTA would have an absolute responsibility to put high enough walls to discourage kids going anywhere near the tracks. Hopefully they are familiar with the concept of inviting nuisance.

---

(attach extra sheet if needed)

Name:

Address:

Unfortunately we do not have the time or money to send out flyers frequently. If you

would like to join our email: \_\_\_\_\_

(please print)

Please fax, email, mail (contact info below) or deliver the form to 10967 Ayres Avenue (yes the box is back on the porch) by **February 18<sup>th</sup>**

West of Westwood Homeowners Association • P.O. Box 64496 • Los Angeles, CA , 90064

email: [wowhoa@verizon.net](mailto:wowhoa@verizon.net) website: [www.neighborhoodlink.com/la/wow](http://www.neighborhoodlink.com/la/wow)


Phone and Fax: 310.475.2126

that. You are breaking up neighborhoods. You are destroying home values. Is that the clear picture you would like the neighborhoods to become. Please think about the impact of an area that is already surrounded by Santa Monica Airport and the freeway. We can't survive as a community if you don't look at what we already are coping with and how much more you want this area to take.

---


---

(attach extra sheet if needed)

Name: 

Address: 

Unfortunately we do not have the time or money to send out flyers frequently. If you would like to join our email:

 \_\_\_\_\_

(please print)

Please fax, email, mail (contact info below) or deliver the form to 10967 Ayres Avenue (yes the box is back on the porch) by **February 18<sup>th</sup>**

**West of Westwood Homeowners Association • P.O. Box 64496 • Los Angeles, CA , 90064**  
email: [wowhoa@verizon.net](mailto:wowhoa@verizon.net) website: [www.neighborhoodlink.com/la/wow](http://www.neighborhoodlink.com/la/wow)  
Phone and Fax: 310.475.2126

## Exposition Phase 2 Survey

(One Per Household)

no \_\_\_ I want Expo Light Rail Phase 2 to continue on Exposition

yes \_\_\_ I want Expo Light Rail Phase 2 to continue on Venice to Sepulveda

**IF** it continues on Expo it must be below grade with the following mitigations addressed:

\_\_\_ Soundwalls - (minimum of \_\_\_' in height)

none \_\_\_ Vibration -- (NO vibration whatsoever)

lowest \_\_\_ Noise -- (Decibel to be no more than \_\_\_)

yes \_\_\_ Residential streets within one block in any direction of Light Rail Stations qualify for permit parking

yes \_\_\_ Subterranean parking and maintenance at the Light Rail Stations

\_\_\_ Other : I feel for safety sake that the light rail has no business in a residential area. We have seen the impact an accident or other incident can cause. We homeowners expect to find trains in a commercial area where we can choose to use them. We buy homes in a residential area instead of a commercial one because we want that peace and quiet when we come home and we have the right not to have that disturbed. All to often we see the city take what they want just because they want to. Do they want a light rail in there neighborhood, no of course not. It belongs where the companies and shopping are. All to often choices are made not by using there heads but by trying to destroy what we all have worked hard to keep. The noise the pollution does not belong in a residential area where we come to get away from all

# Exposition Phase 2 Survey

(One Per Household)

I want Expo Light Rail Phase 2 to continue on Exposition

I want Expo Light Rail Phase 2 to continue on Venice to Sepulveda

**IF** it continues on Expo it must be below grade with the following mitigations addressed:

Soundwalls - (minimum of \_\_\_' in height)

Vibration – (NO vibration whatsoever)

Noise – (Decibel to be no more than\_\_\_)

Residential streets within one block in any direction of Light Rail Stations qualify for permit parking

Subterranean parking and maintenance at the Light Rail Stations

Other: \_\_\_\_\_  
\_\_\_\_\_

\_\_\_\_\_  
\_\_\_\_\_  
\_\_\_\_\_  
\_\_\_\_\_

(attach extra sheet if needed)

Name: \_\_\_\_\_

Address: \_\_\_\_\_

Unfortunately we do not have the time or money to send out flyers frequently. If you

would like to join our email:

\_\_\_\_\_  
(please print)

## Aqua Line Phase 2 Survey

I want the Aqua Line Phase 2 to continue on Venice to the beach

I want the Aqua Line Phase 2 to continue on Exposition

I want the Aqua Line Phase 2 to continue on Venice to Sepulveda

**IF** it continues on Expo it must be below grade with the following mitigations addressed:

Soundwalls - (minimum of 12 feet' in height)

Vibration - (NO vibration whatsoever)

Noise - (Decibel to be no more than φ) - NEEDS TO BE SILENT

Residential streets within one block in any direction of Light Rail Stations qualify for permit parking

Subterranean parking and maintenance at the Light Rail Stations

Other: Should not disrupt, already

Congested North & South Bound Streets

i.e. Sepulveda, military, Westwood, Overland etc.  
(attach extra sheet if needed)

Name: 

Address: 

Unfortunately we do not have the time or money to send out flyers frequently. If you would like to join our email:

\_\_\_\_\_  
(please print)

Please fax (310 475.2126) email to [neighborsforsmartrail@smartrail.org](mailto:neighborsforsmartrail@smartrail.org) or mail to WOWHOA, POB64496 LA 90064

## Aqua Line Phase 2 Survey

I want the Aqua Line Phase 2 to continue on Venice to the beach

I want the Aqua Line Phase 2 to continue on Exposition

I want the Aqua Line Phase 2 to continue on Venice to Sepulveda

**IF** it continues on Expo it must be below grade with the following mitigations addressed:

Soundwalls - (minimum of   12 feet' in height)

Vibration -- (~~NO~~ vibration whatsoever)

Noise -- (Decibel to be no more than   ) -- NEEDS TO BE SILENT

Residential streets within one block in any direction of Light Rail Stations qualify for permit parking

Subterranean parking and maintenance at the Light Rail Stations

Other:   I own 2 Homes  

(attach extra sheet if needed)

Name: 

Address: 

Unfortunately we do not have the time or money to send out flyers frequently. If you would like to join our email:

(please print)

Please fax (310 475.2126) email to [neighborsforsmartrail@smartrail.org](mailto:neighborsforsmartrail@smartrail.org) or mail to WOWHOA, POB64496 LA 90064

# Exposition Phase 2 Survey

(One Per Household)

I want Expo Light Rail Phase 2 to continue on Exposition

I want Expo Light Rail Phase 2 to continue on Venice to Sepulveda

**IF** it continues on Expo it must be below grade with the following mitigations addressed:

Soundwalls - (minimum of 12' in height)

Vibration - (NO vibration whatsoever)


Noise - (Decibel to be no more than     )


Residential streets within one block in any direction of Light Rail Stations qualify for permit parking

Subterranean parking and maintenance at the Light Rail Stations

Other: cannot block Westwood or Overland on a regular basis

(attach extra sheet if needed)

Name: 

Address: 

Unfortunately we do not have the time or money to send out flyers frequently. If you

would like to join our email:   
(please print)

Please fax, email, mail (contact info below) or deliver the form to 10967 Ayres Avenue  
(yes the box is back on the porch) by **February 18<sup>th</sup>**

West of Westwood Homeowners Association • P.O. Box 64496 • Los Angeles, CA , 90064  
email: [wowhoa@verizon.net](mailto:wowhoa@verizon.net) website: [www.neighborhoodlink.com/la/wow](http://www.neighborhoodlink.com/la/wow)  
Phone and Fax: 310.475.2126

# Exposition Phase 2 Survey

(One Per Household)

I want Expo Light Rail Phase 2 to continue on Exposition

I want Expo Light Rail Phase 2 to continue on Venice to Sepulveda

**IF** it continues on Expo it must be below grade with the following mitigations addressed:

Soundwalls - (minimum of 12' in height)

Vibration - (NO vibration whatsoever) ← is this possible?

Noise -- (Decibel to be no more than     )

Residential streets within one block in any direction of Light Rail Stations qualify for permit parking

Subterranean parking and maintenance at the Light Rail Stations

Other: Something must be done to protect the kids at  
Overland Avenue Elementary from the noise and  
pollution.

(attach extra sheet if needed)

Name: 

Address: 

Unfortunately we do not have the time or money to send out flyers frequently. If you

would like to join our email: already on list  
(please print)

Please fax, email, mail (contact info below) or deliver the form to 10967 Ayres Avenue  
(yes the box is back on the porch) by **February 18<sup>th</sup>**

West of Westwood Homeowners Association • P.O. Box 64496 • Los Angeles, CA , 90064  
email: [wowhoa@verizon.net](mailto:wowhoa@verizon.net) website: [www.neighborhoodlink.com/la/wow](http://www.neighborhoodlink.com/la/wow)  
Phone and Fax: 310.475.2126

# Exposition Phase 2 Survey

(One Per Household)

I want Expo Light Rail Phase 2 to continue on Exposition

I want Expo Light Rail Phase 2 to continue on Venice to Sepulveda

**IF** it continues on Expo it must be below grade with the following mitigations addressed:

Soundwalls - (minimum of \_\_\_' in height)

Vibration -- (NO vibration whatsoever)


Noise -- (Decibel to be no more than \_\_\_)


Residential streets within one block in any direction of Light Rail Stations qualify for permit parking

Subterranean parking and maintenance at the Light Rail Stations


Other: ? - any chance of rail proceeding on rail lines along Culver Blvd?

(attach extra sheet if needed)

Name: 

Address: 

Unfortunately we do not have the time or money to send out flyers frequently. If you

would like to join our email:   
(please print)

If you have not paid your dues please include your check for \$20 with your survey. included

Please fax, email, mail (contact info below) or deliver the form to 10967 Ayres Avenue (yes the box is back on the porch) by **February 18<sup>th</sup>**

# Exposition Phase 2 Survey

(One Per Household)

I want Expo Light Rail Phase 2 to continue on Exposition

I want Expo Light Rail Phase 2 to continue on Venice to Sepulveda

IF it continues on Expo it must be below grade with the following mitigations addressed:

Soundwalls - (minimum of 12 feet' in height)

Vibration - (NO vibration whatsoever)

Noise - (Decibel to be no more than     ) - NEEDS TO BE SILENT

Residential streets within one block in any direction of Light Rail Stations qualify for permit parking

Subterranean parking and maintenance at the Light Rail Stations

Other: \_\_\_\_\_  
\_\_\_\_\_  
\_\_\_\_\_

(attach extra sheet if needed)

Name: \_\_\_\_\_

Address: \_\_\_\_\_

Unfortunately we do not have the time or money to send out flyers frequently. If you would like to join our email: \_\_\_\_\_  
(please print)

Please fax, email, mail (contact info below) or deliver the form to 10967 Ayres Avenue (yes the box is back on the porch) by **February 18<sup>th</sup>**

West of Westwood Homeowners Association • P.O. Box 64496 • Los Angeles, CA , 90064  
email: [wowhoa@verizon.net](mailto:wowhoa@verizon.net) website: [www.neighborhoodlink.com/ialwow](http://www.neighborhoodlink.com/ialwow)  
Phone and Fax: 310.475.2126

# Exposition Phase 2 Survey

(One Per Household)

I want Expo Light Rail Phase 2 to continue on Exposition

I want Expo Light Rail Phase 2 to continue on Venice to Sepulveda

**IF** it continues on Expo it must be below grade with the following mitigations addressed:

Soundwalls - (minimum of 12 feet' in height)

Vibration - (NO vibration whatsoever)

Noise - (Decibel to be no more than     ) - NEEDS TO BE SILENT

Residential streets within one block in any direction of Light Rail Stations qualify for permit parking

Subterranean parking and maintenance at the Light Rail Stations

Other: \_\_\_\_\_

\_\_\_\_\_

\_\_\_\_\_

(attach extra sheet if needed)

Name: \_\_\_\_\_

Address: \_\_\_\_\_

Unfortunately we do not have the time or money to send out flyers frequently. If you

would like to join our email: \_\_\_\_\_

(please print)

Please fax, email, mail (contact info below) or deliver the form to 10967 Ayres Avenue (yes the box is back on the porch) by **February 18<sup>th</sup>**

West of Westwood Homeowners Association • P.O. Box 64496 • Los Angeles, CA , 90064

email: [wowhoa@verizon.net](mailto:wowhoa@verizon.net) website: [www.neighborhoodlink.com/foia](http://www.neighborhoodlink.com/foia)

Phone and Fax: 310.475.2126

# Exposition Phase 2 Survey

(One Per Household)

I want Expo Light Rail Phase 2 to continue on Exposition

I want Expo Light Rail Phase 2 to continue on Venice to Sepulveda

**IF** it continues on Expo it must be below grade with the following mitigations addressed:

Soundwalls - (minimum of \_\_\_' in height)

Vibration - (NO vibration whatsoever)

Noise - (Decibel to be no more than \_\_\_)

Residential streets within one block in any direction of Light Rail Stations qualify for permit parking

Subterranean parking and maintenance at the Light Rail Stations

Other: \_\_\_\_\_

\_\_\_\_\_  
\_\_\_\_\_  
(attach extra sheet if needed)

Name: \_\_\_\_\_

Address: \_\_\_\_\_

Unfortunately we do not have the time or money to send out flyers frequently. If you would like to join our email: \_\_\_\_\_  
(please print)

If you have not paid your dues please include your check for \$20 with your survey.

Please fax, email, mail (contact info below) or deliver the form to 10967 Ayres Avenue (yes the box is back on the porch) by **February 18<sup>th</sup>**

*\$20.00  
Cash  
enclosed*

**West of Westwood Homeowners Association • P.O. Box 64496 • Los Angeles, CA , 90064**  
email: [wowhoa@verizon.net](mailto:wowhoa@verizon.net) website: [www.neighborhoodlink.com/la/wow](http://www.neighborhoodlink.com/la/wow)  
Phone and Fax: 310.475.2126

# Exposition Phase 2 Survey

(One Per Household)

I want Expo Light Rail Phase 2 to continue on Exposition

I want Expo Light Rail Phase 2 to continue on Venice to Sepulveda

**IF** it continues on Expo it must be below grade with the following mitigations addressed:

Soundwalls - (minimum of \_\_\_' in height)

Vibration – (NO vibration whatsoever)

Noise – (Decibel to be no more than \_\_\_)

Residential streets within one block in any direction of Light Rail Stations qualify for permit parking

Subterranean parking and maintenance at the Light Rail Stations

Other: \_\_\_\_\_  
\_\_\_\_\_  
\_\_\_\_\_

(attach extra sheet if needed)

Name: \_\_\_\_\_  


Address: \_\_\_\_\_

Unfortunately we do not have the time or money to send out flyers frequently. If you would like to join our email: \_\_\_\_\_  
(please print)

Please fax, email, mail (contact info below) or deliver the form to 10967 Ayres Avenue (yes the box is back on the porch) by **February 18<sup>th</sup>**

